

SEMANTIC FORMS & FAMILY

—

a story with a happy ending

SMWCon Fall 2016

Tutorial Day

A SEMANTIC FORM

The Hero of the Story

SEMANTIC FORMS

- use with Semantic MediaWiki, Cargo or independently
- add data via **forms**
- styling of outputs by **templates**
- [documentation on mediawiki.org](https://www.mediawiki.org/wiki/Category:Semantic_MediaWiki)

SEMANTIC FORMS

- ✓ easy data input and editing – no wikitext needed
- ✓ identical styling of printout
- ✓ automatic storage of properties
- ✓ arraymap (&arraymaptemplate)

SEMANTIC FORMS

The Picture of Dorian Gray

This page is about the book called The Picture of Dorian Gray written by **Oscar Wilde**.
978-1783293650. My personal rating for this book is 1.

Category: [Book](#)

Il Gattopardo

Title [\[edit\]](#)

Il Gattopardo

Author [\[edit\]](#)

Giuseppe Tomasi di Lampedusa

Publisher [\[edit\]](#)

Feltrinelli Traveller

Published [\[edit\]](#)

1990, [Italy](#)

ISBN [\[edit\]](#)

978-8807810282

Q&A [\[edit\]](#)

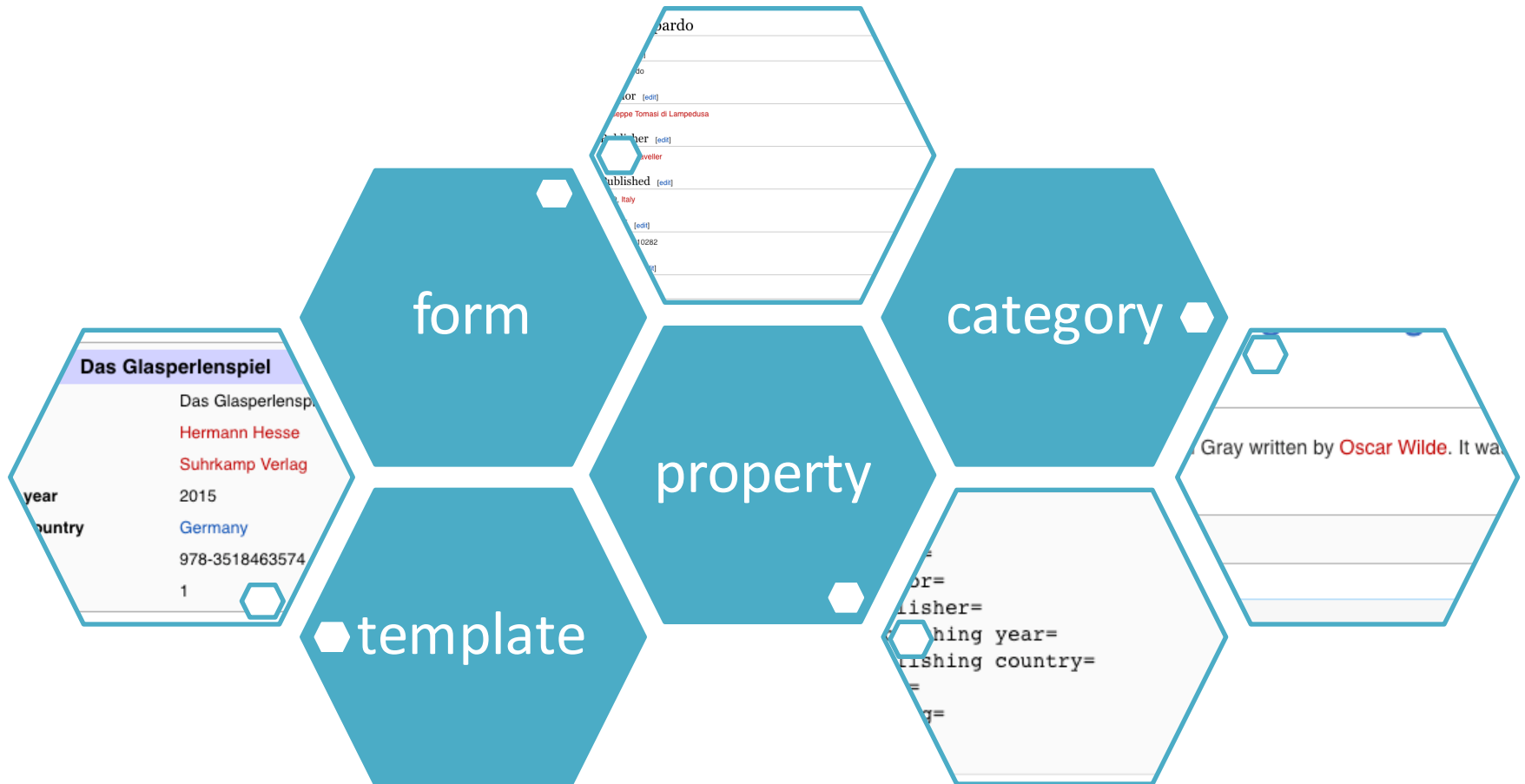
2

Let's standardize **display** and **creation** of book pages!

CREATE A NEW FORM

Get to know the classy family

A FORM'S FAMILY (=CLASS)



CREATE A NEW FORM

- create with [Special:CreateClass](#)
- create individually
 1. properties & their data types
 2. templates
 3. forms
 4. categories

CREATE A CLASS

- create with [Special:CreateClass](#)
- add field names, property names, data types, allowed values
- job queue!

Create a class

Enter all the data here to create the properties, template, form and category for a single class. For more options, use the page

Template name:

Output format: ☒ Table ☐ Side infobox ☐ Plain text ☐ Sections

☐ This template can be included multiple times on the page.

Form name:

Category name:

Field name: List of values?

1. ☐

2. ☐

3. ☐

4. ☐

5. ☐

Add another

Create

Property		
Property name:	Type:	Allowed values:
<input type="text"/>	Page <input type="button" value="v"/>	<input type="text"/>
<input type="text"/>	Page <input type="button" value="v"/>	<input type="text"/>
<input type="text"/>	Page <input type="button" value="v"/>	<input type="text"/>
<input type="text"/>	Page <input type="button" value="v"/>	<input type="text"/>
<input type="text"/>	Page <input type="button" value="v"/>	<input type="text"/>

DATA STRUCTURE

FIELD NAME	INPUT VALUE	PROPERTY	DATA TYPE	ALLOWED VALUES
Author	<i>Hermann Hesse</i>	Has author	Page	
Publishing year	1974	Was published in	Year/Date	YYYY

CREATE INDIVIDUALLY

- create individually
 1. properties > [Special:CreateProperty](#)
 2. templates > [Special:CreateTemplate](#)
 3. forms > [Special:CreateForm](#)
 4. categories > [Special:CreateCategory](#)

CREATE INDIVIDUALLY

- create individually
 1. properties > **Special:CreateProperty**
 2. templates > **Special:CreateTemplate**
 3. forms > **Special:CreateForm**
 4. categories > **Special:CreateCategory**

CREATE A TEMPLATE

- create individually
 1. properties > **Special:CreateProperty**
 2. templates > **Special:CreateTemplate**
 3. forms > **Special:CreateForm**
 4. categories > **Special:CreateCategory**

CREATE A TEMPLATE

Create a template

Template name:

Category defined by template (optional):

CREATE A TEMPLATE

[Special:CreateTemplate](#)

Template fields

To have the fields in this template no longer require field names, simply enter the index of each field (e.g. 1, 2, 3, etc.) as the name, instead of an actual name.

Field name: Display label: Semantic property:

☐ Field holds a list of values

Delete

Field name: Display label: Semantic property:

☐ Field holds a list of values

Delete

Field name: Display label: Semantic property:

☐ Field holds a list of values

Delete

Field name: Display label: Semantic property:

☐ Field holds a list of values

Delete

Field name: Display label: Semantic property:

☐ Field holds a list of values

Delete

Field name: Display label: Semantic property:

☐ Field holds a list of values

Delete

Field name: Display label: Semantic property:

☐ Field holds a list of values

Delete

Add field

Aggregation

To list, on any page using this template, all of the pages that have a certain property pointing to that page, specify the appropriate property below:

Semantic property:

Title for list:

Output format: ☒ Table ☐ Side infobox ☐ Plain text ☐ Sections

CREATE A TEMPLATE

Output format: ☒ Table ☐ Side infobox ☐ Plain text ☐ Sections

Save page

Preview

- table, side infobox, plain text, sections

CREATE A TEMPLATE

```
</pre>
```

Modifiez la page pour voir le texte du modèle.

```
</noinclude><includeonly>{ class="wikitable"
```

```
! Title
```

```
| [[Has book title::{{{Title}}}]]
```

```
|-
```

```
! Author
```

```
| [[Has book author::{{{Author}}}]]
```

```
|-
```

```
! Publisher
```

```
| [[Has book publisher::{{{Publisher}}}]]
```

```
|-
```

```
! Publishing year
```

```
| [[Has book publishing year::{{{Publishing year}}}]]
```

```
|-
```

```
! Publishing country
```

```
| [[Has book publishing country::{{{Publishing country}}}]]
```

```
|-
```

```
! ISBN
```

```
| [[Has book ISBN::{{{ISBN}}}]]
```

```
|-
```

```
! Rating
```

```
| [[Has book rating::{{{Rating}}}]]
```

```
}
```

```
[[Catégorie:Book]]
```

```
</includeonly>
```

```
{{Book
|Title=
|Author=
|Publisher=
|Publishing year=
|Publishing country=
|ISBN=
|Rating=
}}
```

semantic storage & styling

```
<noinclude>[[Category:Book
form]]</noinclude>
```

USE THE TEMPLATE

Das Glasperlenspiel

Title [\[edit\]](#)

Das Glasperlenspiel

Author [\[edit\]](#)

Hermann Hesse

Publisher [\[edit\]](#)

Suhrkamp Verlag

Published [\[edit\]](#)

2015, [Germany](#)

ISBN [\[edit\]](#)

978-3518463574

Rating [\[edit\]](#)

1

Category: [Book](#)



```
{{Book
|Title=Das Glasperlenspiel
|Author=Hermann Hesse
|Publisher=Suhrkamp Verlag
|Publishing year=2015
|Publishing country=Germany
|ISBN=978-3518463574
|Rating=1
}}
```

Das Glasperlenspiel

Title	Das Glasperlenspiel
Author	Hermann Hesse
Publisher	Suhrkamp Verlag
Publishing year	2015
Publishing country	Germany
ISBN	978-3518463574
Rating	1

USE THE TEMPLATE

```
{{Book
|Title=Das Glasperlenspiel
|Author=Hermann Hesse
|Publisher=Suhrkamp Verlag
|Publishing year=2015
|Publishing country=Germany
|ISBN=978-3518463574
|Rating=1
}}
```

that's tedious to write!

CREATE A FORM

A SIMPLE FORM

```
{{{for template|Book}}}
{| class="formtable"
! Author:
| {{{field|Author|mandatory}}}
|-
! Publisher:
| {{{field|Publisher}}}
|}
{{{end template}}}
```

CREATE A NEW FORM

- create manually
 1. properties > **Special:CreateProperty**
 2. templates > **Special:CreateTemplate**
 3. forms > **Special:CreateForm**
 4. categories > **Special:CreateCategory**

Special page

Create

Form name (

Add element

Add template ✓

Add section:

Save page

(You must add

- !
- !-
- AgendaCoffee
- AgendaCoffeeItem
- AgendaItem
- AgendaSessionTitle
- AgendaSingleItem
- AgendaTime
- Andere Wikis
- Anleitungen
- Ausarbeitungen
- Benutzerhandbuch Navi
- Book
- Bulletlist
- Business Navigation
- Business Navigation Test
- Countrylist for properties
- Dilixewiki Link
- Dilixewiki Portal Box
- Documentation
- Documentation/doc
- Documentation/docspace
- Documentation/start box
- Documentation/start box2
- Documentation/template page
- EndAgenda
- EndAgendaList
- Extension
- Extension Navigation
- FE Navigation
- Festival header
- Festival program

... the name as its main template): Book

Add

... d section

... section to this form before you can save it.)

1 form can fill 1 or more templates

Create a form

Form name (the form is usually given the same name as its main template):

Template: 'Book'

Template label (optional):

☐ Allow for multiple (or zero) instances of this template in the created page

Field: Title


This field defines the property [Has book title](#), of type Text.

Form label: Input type: 

 Other parameters

Field: Author


This field defines the property [Has book author](#), of type Page.

Form label: Input type: 

 Other parameters

Field: Publisher

This field defines the property [Has book publisher](#), of type Page.

Form label: Input type: 

 Other parameters

properties are taken from template

Field: Publishing year

Field: Title

This field defines the property **Has book title**, of type Text.

Form label: Input type:

☐ Other parameters

<div>mandatory: <input type="checkbox"/></div> <div>A value must be entered for this input</div>	<div>restricted: <input type="checkbox"/></div> <div>Only administrators can edit this input</div>	<div>class: <input type="text" value="The HTML"/></div>
<div>property: <input type="text"/></div> <div>A semantic property that this field corresponds to</div>	<div>default: <input type="text"/></div> <div>The default value for this input</div>	<div>preload: <input type="text" value="A wiki pa"/></div>
<div>rows: <input type="text"/></div> <div>The number of rows for this input</div>	<div>cols: <input type="text"/></div> <div>The number of columns for this input</div>	<div>maxlength: <input type="text" value="The maxi"/></div>
<div>placeholder: <input type="text"/></div> <div>Help text that appears in the input until the user clicks on it</div>	<div>autogrow: <input type="checkbox"/></div> <div>Set this input to grow in size if the text exceeds its boundaries</div>	

extra parameters according to input type

PARAMETERS

- mandatory – *
- restricted – only for admins
- class
- default value
- preload content
- size, rows/columns, maxlength, autogrow
- placeholder
- uploadable, default filename
- values – set of values: values from property, from category, from namespace, from concept, from url
- list, delimiter
- show on select (input type dropdown)

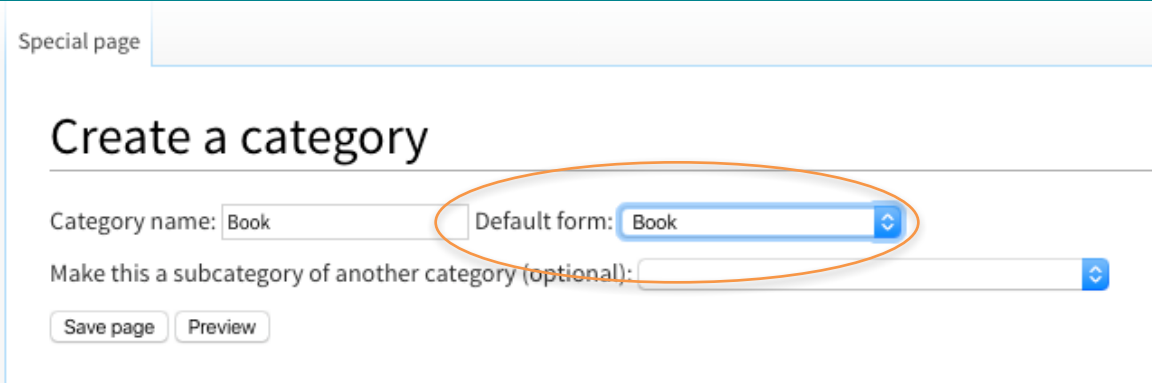
Read

Edit with form

Edit

Don't forget the category:

```
{{#default_form:Book}}
```



Special page

Create a category

Category name: Default form:

Make this a subcategory of another category (optional):

- based on category, namespace or single page

FORM:BOOK

Form:Book

This is the "Book" form. To create a page with this form, enter the page name below; if a page with that name already exists, you will be sent to a form to edit that page.

Create or edit

Edit Book: Il Gattopardo

Warning: This page **already exists**, but it does not use this form.

Edit Book: Il Gattopardo

Warning: This page **already exists**, but it does not use this form.

Title:

Il Gattopardo

Author:

Giuseppe Tomasi di Lampedusa

Publisher:

Feltrinelli Traveller

Publishing year:



1990

Publishing country:

Italy

ISBN:

978-8807810282

Rating:

1

Free text:

== Publisher ==

[[Has book publisher::Feltrinelli Traveller]]

== Published ==

[[Has book publishing year::1990]], [[Has book publishing country::Italy]]

== ISBN ==

[[Has book ISBN::978-8807810282]]

Edit Book: Il Gattopardo

Warning: This page **already exists**, but it does not use this form.

Title:

Author:

Publisher:

Publishing year:

Publishing country:

ISBN:

Rating:

Free text:

```
== Publisher ==  
[[Has book publisher::Feltrinelli Traveller]]  
== Published ==  
[[Has book publishing year::1990]], [[Has book publishing country::Italy]]  
== ISBN ==  
[[Has book ISBN::978-8807810282]]
```

- text area instead of text
- date instead of year
- country dropdown field

FORM:BOOK

- {{{field|Title|mandatory|input type=text}}}
- {{{field|Publishing year|input type=year}}}
- {{{field|Publishing country|values from property=Has publishing country}}}
- {{{field|Author|input type=combobox}}}

THE FORM IN DETAIL

A SIMPLE FORM

```
{{{for template|Book}}}
{| class="formtable"
! Author:
| {{{field|Author|mandatory}}}
|-
! Publisher:
| {{{field|Publisher}}}
|}
{{{end template}}}
```

„For TEMPLATE“ Tag

```
{{{for template|Book}}}
```

multiple

label= *for multiple instances*

display= table/spreadsheet

add button text

„Info“ Tag

```
{{{info}}}
{{{for template|Book}}}
{| class="formtable"
! Author:
| {{{field|Author|mandatory}}}
|-
! Publisher:
| {{{field|Publisher}}}
|}
{{{end template}}}
```

„Info“ Tag

{{{info}}}}

partial form

create title

edit title

query title

page name= *formula* 1-step-process!

onlyinclude free text

„field“ Tag

<code>{{{field Author}}}</code>	property
<code>input type=</code>	cargo table, cargo field
<code>hidden</code>	list, delimiter
<code>mandatory</code>	holds template
<code>restricted</code>	unique, unique for
<code>default</code>	category/for
<code>class</code>	namespace/for concept

STANDARD INPUTS

- {{{standard input|free text|rows=10}}}
- {{{standard input|summary}}}
- {{{standard input|minor edit}}}
- {{{standard input|watch}}}
- {{{standard input|save}}}
- {{{standard input|preview}}}
- {{{standard input|changes}}}
- {{{standard input|cancel}}}

INPUT TYPES

INPUT TYPES

text (with autocomplete)	tree
textarea (with autocomplete)	checkbox
combobox	date
tokens	datetime
radiobutton	year
dropdown	datepicker
checkboxes	openlayers, googlemaps
listbox	regex

TEXT & TEXTAREA

Title:

Il Gattopardo

with autocomplete

COMBOBOX

Author:

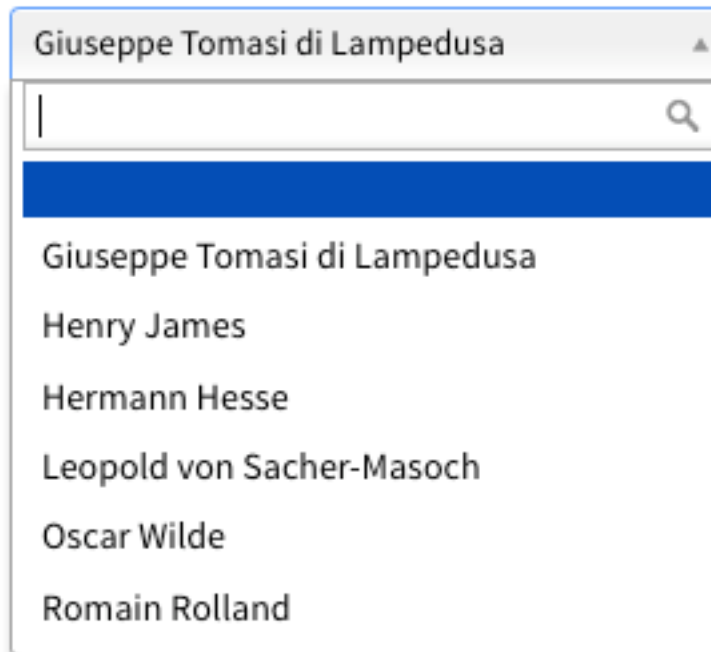
Publisher:

Publishing year:

Publishing country:

ISBN:

Rating:



Giuseppe Tomasi di Lampedusa

Henry James

Hermann Hesse

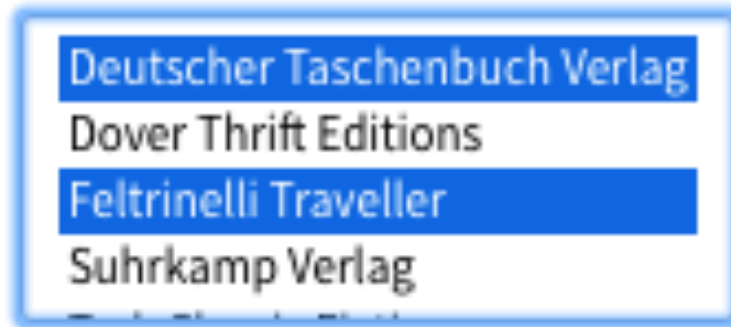
Leopold von Sacher-Masoch

Oscar Wilde

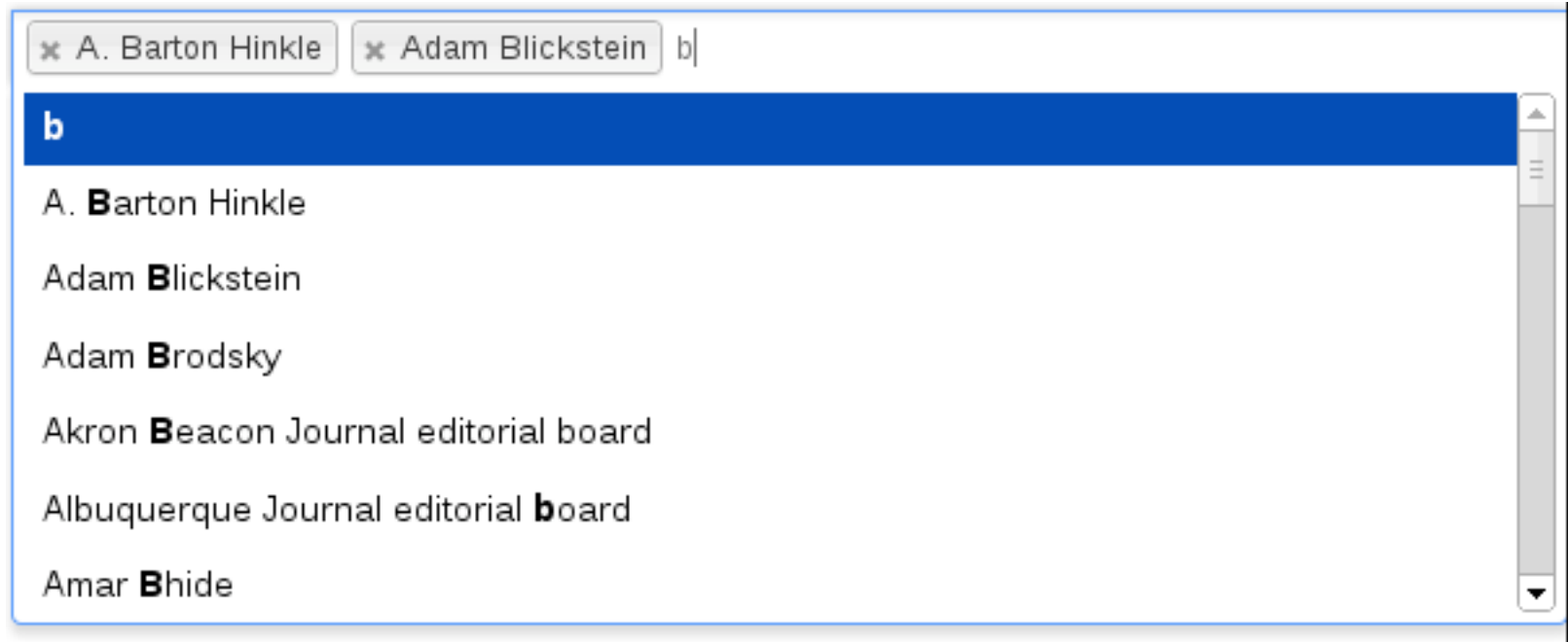
Romain Rolland

LISTBOX

Author:



TOKENS



DROPDOWN, CHECKBOXES, RADIOBUTTON

Country

Time information

Práctica:

☐ Is Práctica

Weekday:

☐ Monday ☐ Tuesday ☐ Wednesday ☐ Thursday ☐ Friday ☐ Saturday ☒ Sunday

Music style:

: ☒ None ☐ Only traditional ☐ Mixed ☐ Tango Nuevo



DATEPICKER

Historical information

Start – end (date): ?

TJs: ?

Free text:

 -  ☐ still happening

◀ Sep 2016 ▶

S	M	T	W	T	F	S
					1	2
4	5	6	7	8	9	10
11	12	13	14	15	16	17
18	19	20	21	22	23	24
25	26	27	28	29	30	

B *I*    ▶ [Advanced](#) ▶ [Special characters](#) ▶ [Help](#)

CREATE A NEW FORM

- add links to forms (on startpage, in templates)
 - categories have default forms
 - links in sidebar and on pages
 - #formredlink

BEST PRACTICES

data structure

DISPLAY TITLE	FIELD	INPUT VALUE	PROPERTY	DATA TYPE	INPUT TYPE
Author	Author	<i>Hermann Hesse</i>	Has author	Page	Text with autocomplete
Publishing year	Year	<i>1974</i>	Was published in	Year/Date	Datetime/Year/Datepicker

name properties wisely

- generic vs specific
- thinking in sentences to make the direction clear
 - capital vs. Is capital of / Has capital

2-step vs. 1-step process

page name is created by user

page name is
created during
input, related to
input or not
important.

2-step vs. 1-step process

Form:Book

This is the "Book" form. To create a page with this form, enter the page name


```
{{#forminput:form=Book}}
```

You can create a new book with the form. Just click the button.

```
{{#formlink:form=Book  
|link text=Create a new book  
|link type=button  
|namespace=Books  
|new window}}
```

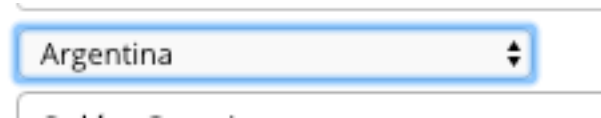
```
{{{info|page name=B<unique  
number start=000001>}}}
```

Special:FormEdit/Book

care for your dropdowns (and users)

Country

Menu

A screenshot of a web form element. It consists of a label 'Country' on the left and a dropdown menu on the right. The dropdown menu is currently open, showing a list of options. The top option, 'Argentina', is highlighted with a blue border. Below the dropdown menu, there is a label 'Menu'.

```
{{{field|Country|input  
type=dropdown|values from  
property=takes place in the  
country}}}
```

care for your dropdowns

Property: Takes place in the country

{{Countrylist}}

This is a property of type [Page](#).

Afghanistan Albania Algeria Andorra Angola Argentina Armenia Azerbaijan Australia Austria Bahamas Bahrain Bangladesh Barbados Belarus Belgium Belize Benin Bhutan Bolivia Bosnia and Herzegovina Botswana Brazil Bulgaria Burkina Faso Burundi Cambodia Cameroon Canada Cape Verde Central African Republic Chad Chile China Colombia Comoros Congo Cook Islands Costa Rica Croatia Cyprus Czech Republic Denmark Dominica Dominican Republic Djibouti Ecuador El Salvador Eritrea Estonia East Timor Egypt Equatorial Guinea Ethiopia Fiji Finland France Gabon Gambia Georgia Germany Ghana Grenada Greece Guatemala Guinea Guinea-Bissau Guyana Haiti Honduras Hungary India Indonesia Iraq Iran Ireland Iceland Israel Italy Ivory Coast Jamaica Japan Jordan Kazakhstan Kenya Kyrgyzstan Kiribati Kosovo Kuwait Lao Latvia Lebanon Lesotho Liberia Libya Liechtenstein Lithuania Luxembourg Madagascar Malawi Malaysia Maldives Mali Malta Morocco Marshall Islands Mauritania Mauritius Macedonia Micronesia Moldova Monaco Mongolia Montenegro Mozambique Myanmar Namibia Nauru Nepal Nicaragua Netherlands Niger Nigeria North Korea Northern Cyprus Norway Oman Pakistan Palestine Palau Panama Papua New Guinea Paraguay Peru Philippines Poland Qatar Portugal Rwanda Romania Russia Samoa Solomon Islands Saint Kitts and Nevis Saint Lucia Saint Vincent and the Grenadines San Marino São Tomé and Príncipe Saudi Arabia South Africa South Ossetia South Sudan Spain Sri Lanka Sudan Sweden Switzerland Senegal Serbia Seychelles Sierra Leone Singapore Slovakia Slovenia Somalia South Korea Suriname Swaziland Syria Taiwan Tajikistan Tanzania Thailand Togo Tonga Transnistria Trinidad and Tobago Tunisia Turkey Turkmenistan Tuvalu Uganda Ukraine Uruguay Uzbekistan Vanuatu Venezuela United Arab Emirates United States United Kingdom Vietnam Western Sahara Yemen Zambia Zimbabwe

Pages using the property "Takes place in the country"

Showing 25 pages using this property.

View (previous 25 | [next 25](#)) ([20](#) | [50](#) | [100](#) | [250](#) | [500](#))

A

[A Puro Tango](#) +  [Argentina](#) + 

[A los amigos](#) +  [Greece](#) + 

[A los amigos \(2015 3rd edition\)](#) +  [Greece](#) + 

care for your users

- add placeholder text & tooltips
- use meaningful input type
- group long forms into sections

keep it all together

keep all corresponding pages (pages, forms, templates, properties, categories in one category (“etc form”))

use `#if` to style your tables and
sideboxes

WikiAhoi

www.wikiahoi.at

@WikiAhoi

Volles Wissen voraus!



Ziemlich teamlich.